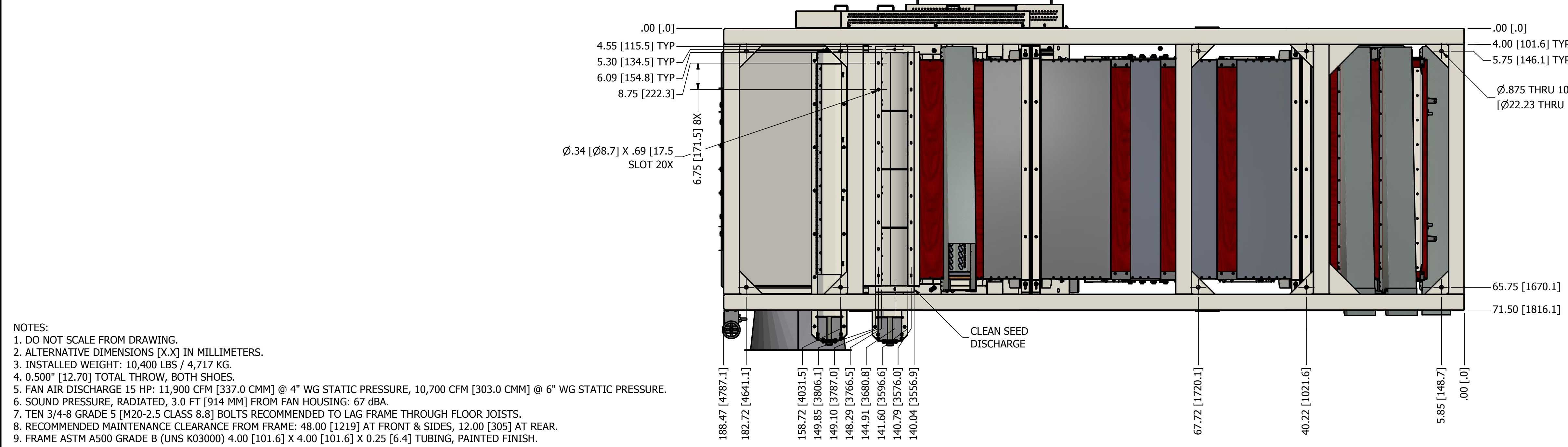
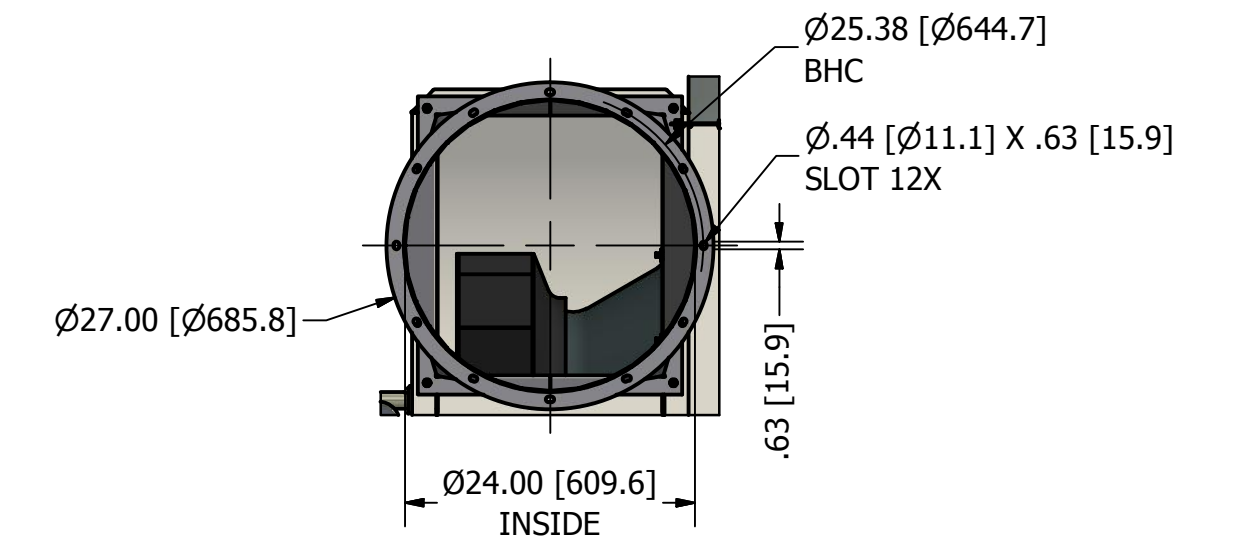
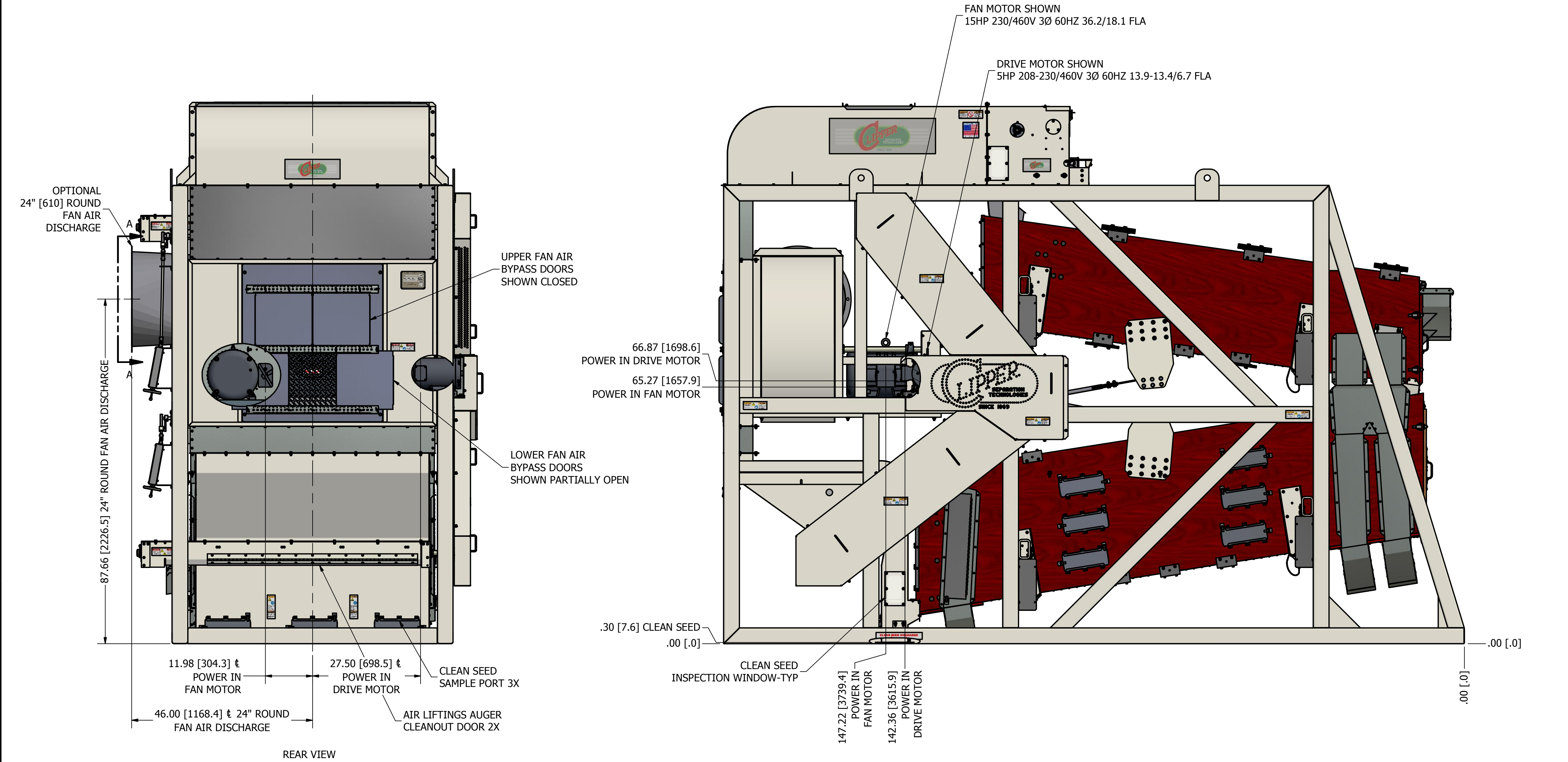


REVISION HISTORY				
REV	ECN	DESCRIPTION	DATE	APPROVED
A	F150189	RELEASE PRINT	11/18/2015	dmjohnson



- NOTES:
- DO NOT SCALE FROM DRAWING.
 - ALTERNATIVE DIMENSIONS [X.X] IN MILLIMETERS.
 - INSTALLED WEIGHT: 10,400 LBS / 4,717 KG.
 - 0.500" [12.70] TOTAL THROW, BOTH SHOES.
 - FAN AIR DISCHARGE 15 HP: 11,900 CFM [337.0 CMM] @ 4" WG STATIC PRESSURE, 10,700 CFM [303.0 CMM] @ 6" WG STATIC PRESSURE.
 - SOUND PRESSURE, RADIATED, 3.0 FT [914 MM] FROM FAN HOUSING: 67 dBA.
 - TEN 3/4-8 GRADE 5 [M20-2.5 CLASS 8.8] BOLTS RECOMMENDED TO LAG FRAME THROUGH FLOOR JOISTS.
 - RECOMMENDED MAINTENANCE CLEARANCE FROM FRAME: 48.00 [1219] AT FRONT & SIDES, 12.00 [305] AT REAR.
 - FRAME ASTM A500 GRADE B (UNS K03000) 4.00 [101.6] X 4.00 [101.6] X 0.25 [6.4] TUBING, PAINTED FINISH.

	DIVISION OF A.T.FERRELL COMPANY 1440 S ADAMS ST BLUFFTON, INDIANA 46714 - USA PH: 260-824-3400 FAX: 260-824-5463	This drawing is the property of the A.T. Ferrell Company, Inc. and must be returned immediately upon request. No part of this drawing may be reproduced, stored in a retrieval system or transmitted in any form or by any means, without prior written consent of the A.T. Ferrell Company, Inc.
	DRAWN BY: dmjohnson	DRAWN DATE: 11/18/2015
TOLERANCES EXCEPT AS NOTED DECIMAL: FRACTIONAL: TITLE: XX ± .030 ± 1/32 CLEANER INSTALLATION, RH/RH, 768PC XXX ± .005 ± 1/64 XXXX ± .001 ± 1/2"		
CAD NO MANUAL CHANGES	SCALE: 1:16 SHEET: 2 OF 2 SIZE: D PART NUMBER: F67680102-I	REV: A