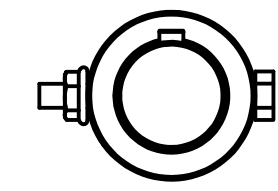
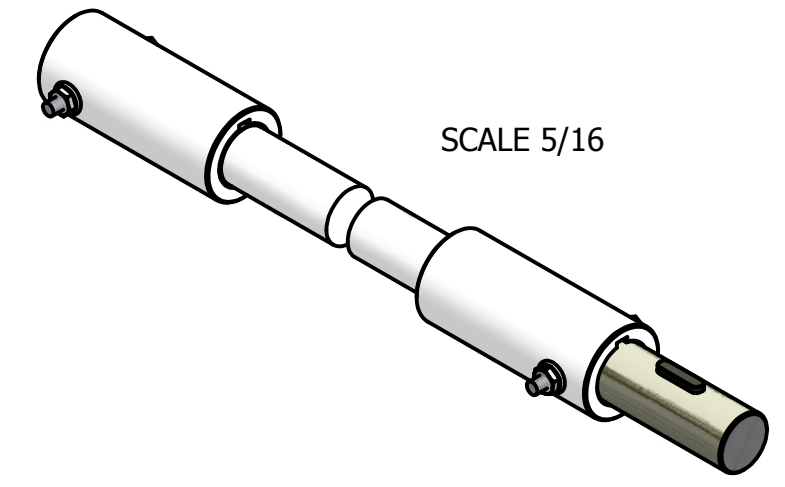
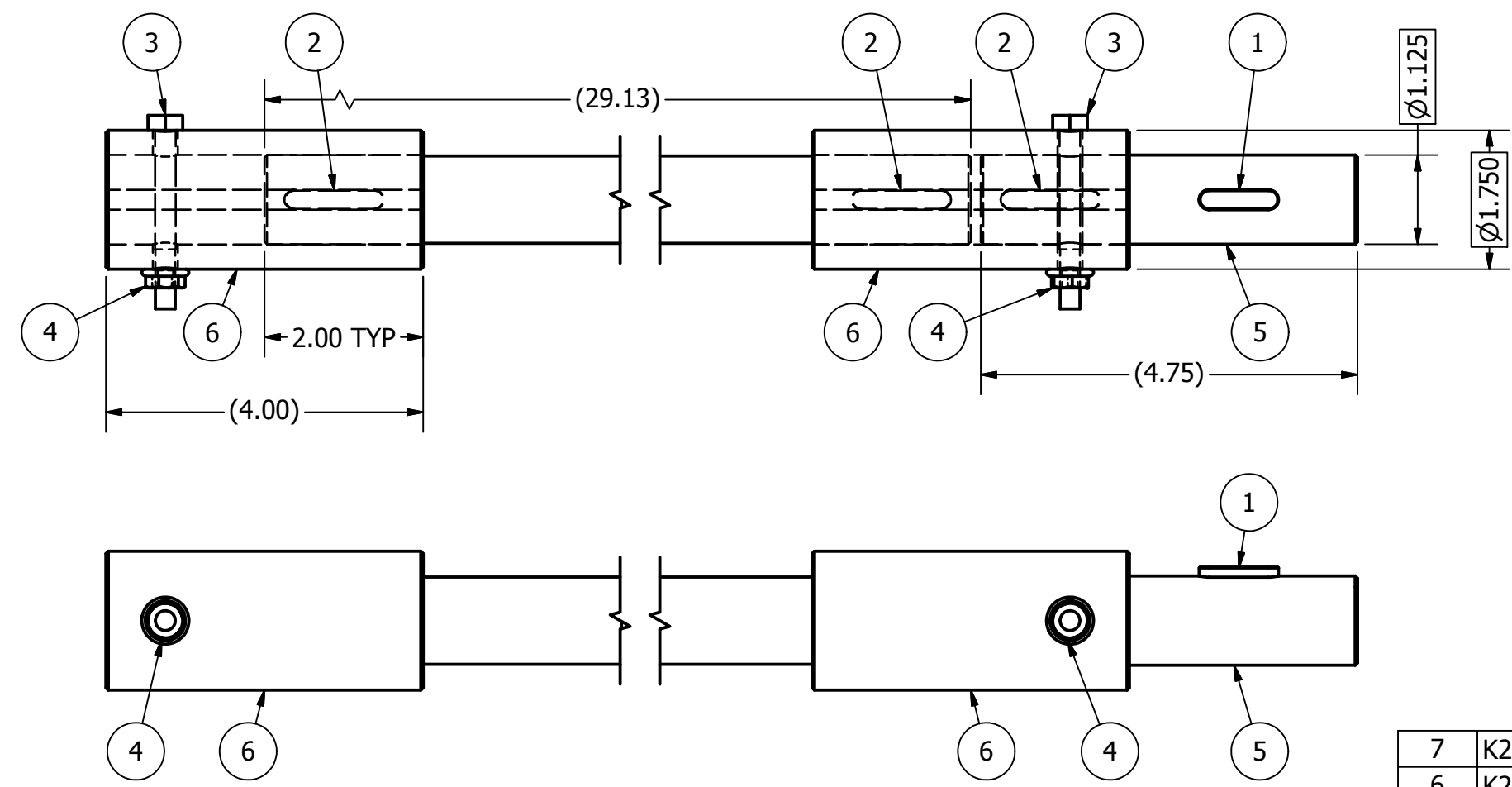


2

1

REVISION HISTORY				
REV	ECN	DESCRIPTION	DATE	APPROVED
A	K990026	RELEASE	4/29/1999	dmjohnson
B	K080188	REDRAWN IN INVENTOR	10/30/2008	pggalea



ITEM	PART NUMBER	QTY	DESCRIPTION
7	K200-01653	1	ROD, CONNECTING, ROLL RLSE 10 X 30"
6	K200-01648	2	COUPLING, ECCENTRIC ROD 10"
5	K200-01647	1	ROD, ROLL RELEASE ECC, SHORT 10""
4	66783300	2	NUT, HEX SERR LOCK 1/4-20
3	62583335	2	HHCS, 1/4-20 X 2.25"
2	49400620	3	KEY, SQUARE, RND END .250 X 1.25"
1	49400616	1	KEY, SQUARE, RND END .250 X 1.00"

- NOTES:
1. DO NOT SCALE FROM DRAWING.
  2. ONE PIECE REQUIRED PER ROLLER MILL ASSY, SINGLE HI 10 X 30".
  3. TWO PIECES REQUIRED PER ROLLER MILL ASSY, 2 HI 10 X 30".
  4. RH MILL ASSEMBLY SHOWN, ASSEMBLE CAP SCREWS & LOCK NUTS OPPOSITE FOR LH MILL.

This drawing is the property of the A.T. Ferrell Company, Inc and must be returned immediately upon request. No part of this drawing may be reproduced, stored in a retrieval system or transmitted in any form or by any means, without prior written consent of the A.T. Ferrell Company, Inc

**CAD**  
NO MANUAL CHANGES  
TOLERANCES EXCEPT AS NOTED

**Ferrell-Ross**  
MATERIALS PROCESSING & RECOVERY  
SINCE 1869

DIVISION OF A. T. FERRELL COMPANY  
BLUFFTON, INDIANA - USA

DECIMAL: xxx ± .005 xx ± .030	FINISH: NONE	SCALE: 1:2	DRAWN BY: pggalea	APPROVED BY:
FRACTIONAL: ± 1/32	TITLE: CONNECTING ROD ASSY, 10 X 30"			
ANGULAR: ± 1/2~	DATE: 10/30/2008	SIZE: B	PART NUMBER: K100-00170	SHEET: 1 of 1

2

1

K100-00170

B

A

A

4